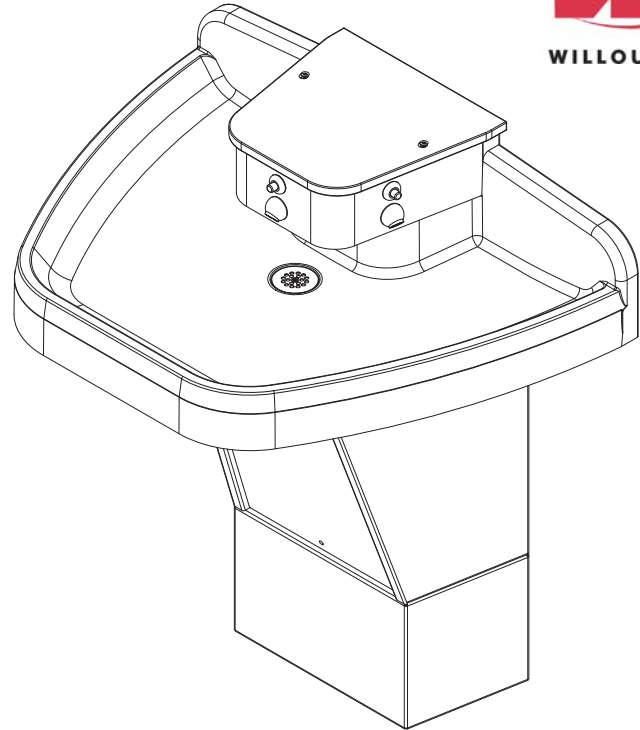


WAF-3300/3301 AquaFount® Three Station Solid Surface Washfountain



(Unit may be shown with optional features)



IN COMPLIANCE
WITH A.D.A. 2010

To specify fixture and accessories, use the Model Number and Options page.

Example: To specify a three station AquaFount® floor mounted (34" rim height) washfountain with pneumatic push buttons, in Red Coral color

Use the following Willoughby Model Number:

WAF-3300-PPB1-RC

Recommended Specifications

AquaFount® Three Station, Solid Surface Washfountain shall be:
Willoughby Model No. **WAF-330**____
(select from model number and options list on next page)

AquaFount® washfountain shall accommodate from 1 to 3 users simultaneously. The washfountain bowl, top, and pedestal panel are constructed of Aquasurf® molded cast polymer densified solid surface material composed of polyester/acrylic resin, UV stabilizer, aluminum trihydrate, mineral fillers and antimicrobial additive***. The pre-assembled water distribution heads and pedestal base shall be constructed of heavy gauge, type 304 stainless steel. Exposed stainless steel surfaces shall be polished to a #4 satin finish.

Push buttons and water spray nozzles shall be constructed of type 303 stainless steel. The drain grate shall be constructed of heavy gauge stainless steel. The pre-assembled sprayhead module shall be equipped with independent spray nozzles controlled by separate push buttons or infrared sensors. Flow restrictors shall maintain flow rates at 0.5 GPM per station.

AquaFount® washfountains shall be supplied with thermostatic mixing valves, integral checkstops, drain spuds, flexible supply hoses, control valves, color coded water lines, and Class II 120/24 VAC plug-in transformers (as needed)*. Operating supply water pressure range is 35-70 PSI.

* *Note:* Plug-in transformer must be used with a ground fault interrupter (GFCI) receptacle to prevent possible electrical shock.

Vandal resistance:

The spray nozzles, push buttons, infrared sensors, and escutcheons are secured to the unit from within the head kit. Valves, water supplies, and waste connections are concealed within the pedestal. Removable access panels are secured with vandal-resistant security Torx screws. The Aquasurf® solid surface material is resistant to stains, impact and burns. Surface damage can be easily repaired with everyday cleansers and/or fine grit abrasives.

ADA, TAS, and ANSI Compliant:

When the washfountain is mounted at the standard 34" adult rim height, it is designed to comply with all applicable ADA, TAS, and ANSI Z124.3 and Z124.6 accessibility guidelines.

Optional Features:

AquaFount® washfountains offer liquid soap dispensers as optional accessories. AquaFount® washfountains can be ordered with 31" rim heights for juvenile use (JR).

***Antimicrobial properties are built-in to inhibit the growth of bacteria that may affect this product. The antimicrobial properties do not protect users or others against bacteria, viruses, germs, or other disease organisms. Always use good hygienic cleaning practices.



WARNING: Cancer and Reproductive Harm

- www.P65Warnings.ca.gov



MADE IN THE U.S.A.

visit our website at www.willoughby-ind.com
5105 West 78th Street • Indianapolis, IN. 46268
(317) 875-0830 • Fax: (317) 875-0837 • (800) 428-4065

MODEL NUMBER AND OPTIONS:

1.) Washfountain Type:

WAF AquaFount®

2.) Base Model Number:

3300 3 Station Solid Surface Floor Mounted Washfountain
 3301 3 Station Solid Surface Wall Mounted Washfountain

3.) Junior Height Option:

JR Junior Height (31" Rim Height, JR. ADA Compliant)

4.) Valve Actuation:

PPB1 Standard Pneumatic Push Buttons for Single Temperature Pneumatic Metering
 PZPB1 Ligature-resistant Piezo Electronic Push Buttons for Single Temperature Electronic (w/ Pneumatic Control)*/**
 IR Infrared Sensors, Plug-in*
 BO Infrared Sensors, Battery Operated

5.) Solid Surface Colors:

BN Bone
 GW Glacier White
 GG Grey Granite
 SS Sandstone
 WG White Granite
 BG Black Granite
 NB Nocturnal Blue
 RC Red Coral
 SG Sea Green

6.) Other Options:

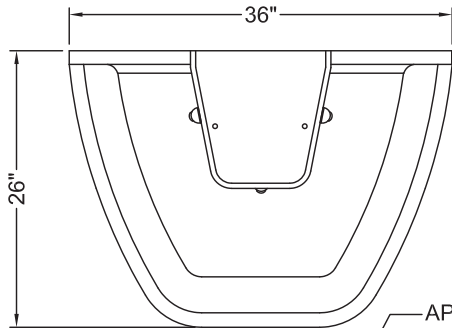
LSD Liquid Soap Dispensers (2)
 TL Less In-line Thermostatic Mixing Valve
 LSH 1.5 gpm Laminar Flow Sprayheads
 Other _____
 Other _____

*(Req. 110V power through ground fault interrupter (GFCI) receptacle)

**LIGATURE-RESISTANT DISCLAIMER

This product is designed to minimize ligature points. While every effort has been made to reduce the possibility of ligature points, this product does not eliminate all risks. Ligature-Resistant products by Willoughby Industries are to be used in conjunction with, not as a replacement for, trained professionals.

Approved For Manufacturing By: _____ Date: _____ Company: _____
 Wall Thickness: _____ Wall Type: _____

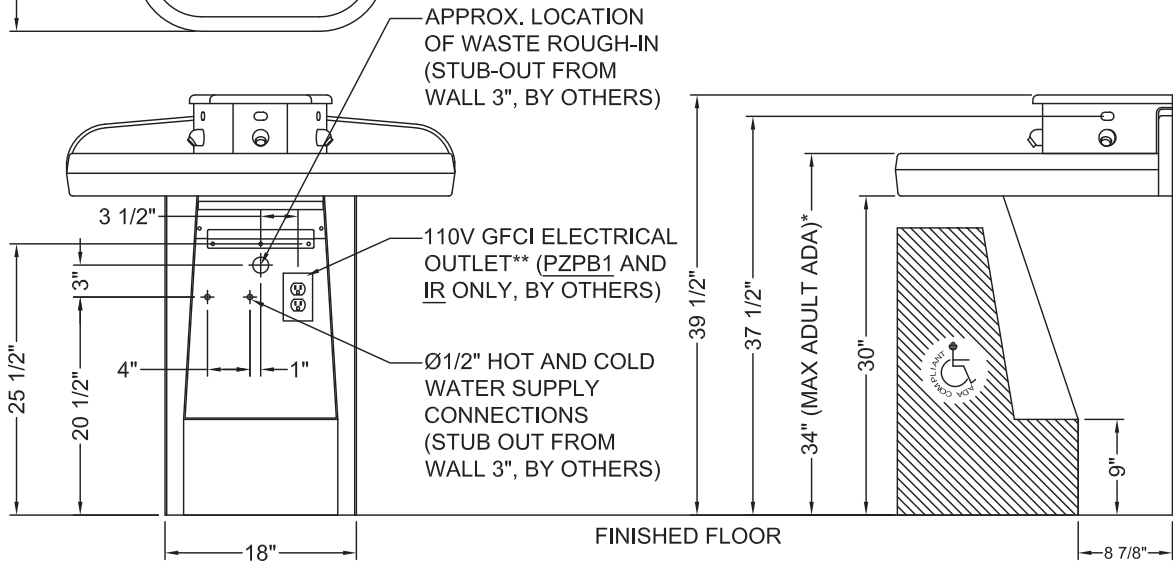


IN COMPLIANCE WITH A.D.A. 2010

* 34" RIM HEIGHT SHOWN (MAX ADULT ADA). SPECIFY IF 31" JUNIOR HEIGHT IS NEEDED

 **CONSULT LOCAL ELECTRICAL CODES FOR THE MOUNTING LOCATION OF THE 110/24 VAC CLASS 2 TRANSFORMER

VERIFY ALL DIMENSIONS WITH FACTORY PRIOR TO ROUGH-IN
 WILLOUGHBY RESERVES THE RIGHT TO MAKE CHANGES IN DESIGN AND DIMENSIONS WITHOUT FORMAL NOTICE AND WITHOUT INCURRING OBLIGATION.



visit our website at www.willoughby-ind.com
 5105 West 78th Street • Indianapolis, IN. 46268
 (317) 875-0830 • Fax: (317) 875-0837 • (800) 428-4065



MADE IN THE U.S.A.