



BUILT TO LAST, IN AMERICA



WILLOUGHBY WICS SERIES

# Infection Control Sink

Designed specifically to minimize splashing and reduce the spread of infectious disease.



### Offset drain position

Keeps water from splashing directly into drain and aerosolizing contents in trap.



### One-piece, seamless construction

Aesthetically pleasing sanitary Aquasurf® solid surface material is cast as one solid piece that's easily cleaned and maintained.



### Oversized backsplash

Helps keep water contained and flowing toward drain.



REVIT details available at [www.willoughby-ind.com](http://www.willoughby-ind.com)



# WILLOUGHBY

COUNT ON US.

800.428.4065 | [www.willoughby-ind.com](http://www.willoughby-ind.com)

**Controls**


- Wrist blade or infrared style faucet available

**Oversized backplash**

- Helps keep water contained and flowing toward drain
- Coved edges

**Indirect path to drain**

- Water pours down onto a sloped ledge before going toward drain. This keeps water from splashing directly into drain and aerosolizing contents in trap.



**Lavatory Deck**

- One-piece, cast construction
- Aesthetically pleasing sanitary Aquasurf® solid surface material

**Offset drain**

- Keeps water from splashing directly into drain and aerosolizing contents in trap

**Drain shroud**

- Constructed of polished Type 304 stainless steel



**Color Options**



Sandstone



Bone



Red Coral



Black Granite




White Granite




Grey Granite



Glacier White



Nocturnal Blue



Sea Green

**Technical Specification:** Model WICS-2222

Standard ..... 22" wide x 22" deep x 29" tall

REVIT details available at

[www.willoughby-ind.com](http://www.willoughby-ind.com)

**Willoughby Industries, Inc.**

5105 West 78th Street, Indianapolis, IN 46268

800.428.4065 | fax 317.875.0837

[www.willoughby-ind.com](http://www.willoughby-ind.com)

