




WILLOUGHBY

Paneling Color Chart


Willoughby healthcare fixtures are built to withstand high use in hospitals and other healthcare settings. These fixtures are exceptionally durable and easy to clean because they are constructed from stainless steel and the paneling is made from one of the following materials.

STARBOARD® SOLID POLYMER


StarBoard® is a marine-grade, high-density polyethylene sheet used for our patient care units and bariatric sinks. This solid, non-porous surface does not rot, swell, or delaminate when exposed to humidity or water.




Arctic White AW



Sanshade SN



Seafoam SM




White/White WW

THERMOFOIL SIMULATED WOOD

If a woodgrain design is preferred, we utilize Thermofoil—a high-performance laminated material with sealed, non-exposed seams. This non-porous surface is not only aesthetically pleasing but extremely durable and easy-to-clean with soap and water or CDC recommended 2% bleach solution.



Amati Walnut WL



Cherry Blossom CB



Kasei Maple KM

StarBoard® is a registered trademark of the King Plastic Company. **NOTE:** Physical color samples are recommended when making your final selection as colors above may vary from actual product color due to display or printer settings. Find your local rep at willoughby-ind.com/find-a-rep.

